




MEETING DATE: 09/07/04

ITEM NO.

4

COUNCIL AGENDA REPORT

DATE: September 1, 2004
TO: MAYOR AND TOWN COUNCIL
FROM: LINDA LUBECK, TOWN TREASURER 
SUBJECT: TREASURER'S REPORTS FOR JULY, 2004

RECOMMENDATION:

Accept reports as attached.

DISCUSSION:

Attached for your review and acceptance is the Treasurer's report for July, 2004. As had been anticipated, the Fed raised the funds rate a quarter point each in July and again in August. With each raise, the prime rate also went up an equal amount. The bond markets have reacted by slightly increasing rates of return on new issues, although the five year treasury is declining since investors do not want to place money out that long in an increasing rate market.


Overall, the Town's rate of return increased slightly during the month of July. During the month of August two older investments matured and were replaced with five new investments. The Treasurer's report for August will detail these transactions.

ENVIRONMENTAL ASSESSMENT:

Is not a project defined under CEQA, and no further action is required.

FISCAL IMPACT: None

Attachments: Treasurer's reports dated September 1, 2004.

PREPARED BY: Linda L. Lubeck, Town Treasurer 

Reviewed by: RS Town Manager RS Assistant Town Manager OK Town Attorney
____ Clerk 4 Finance ____ Community Development Revised: 9/1/04 3:11 pm
Distribution: Town Council; Town Manager; Finance Director

Meeting date: September 7, 2004

Item No:

**Town of Los Gatos
Treasurer's Report
for the month ended
July 31, 2004**

Submitted September 1, 2004

by

Linda L. Lubeck

A handwritten signature in black ink, appearing to be 'L. Lubeck', written over the printed name.

Distribution:

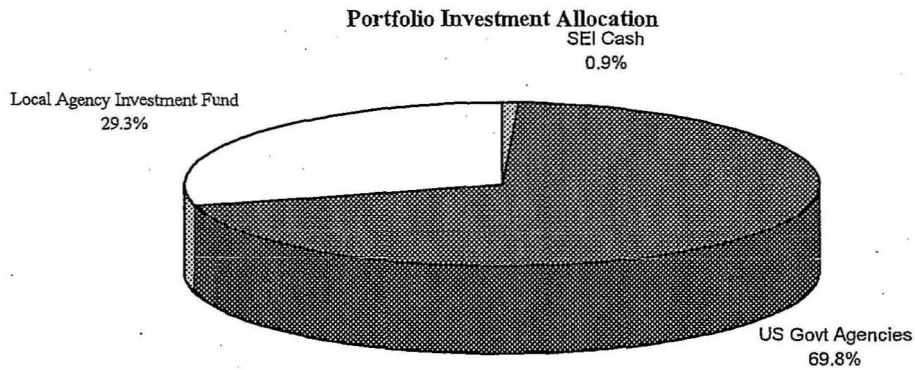
Town Clerk
Town Manager
Town Council

Town of Los Gatos
Portfolio Allocation & Treasurer's Fund Balances
July 31, 2004

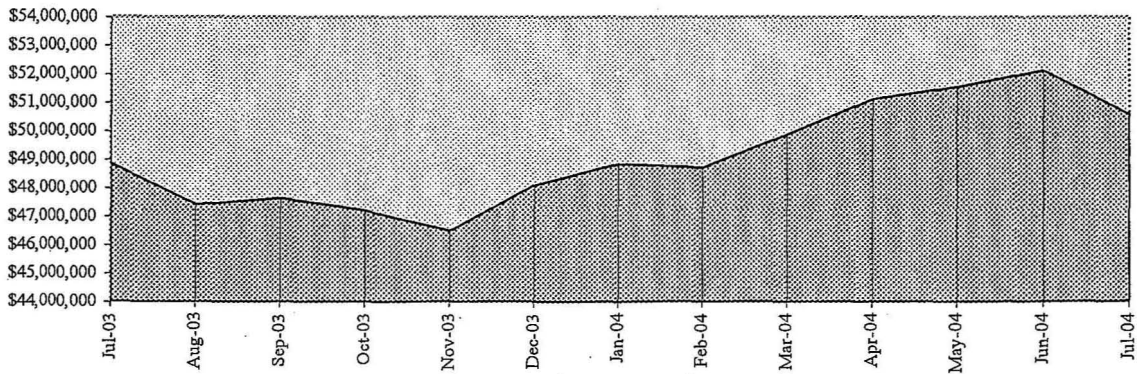
| | <u>Month</u> | <u>YTD</u> |
|---|------------------------|------------------------|
| Fund Balances - Beginning of Month/Period | \$52,146,172.75 | \$52,146,172.75 |
| Receipts | 1,843,200.84 | 1,843,200.84 |
| Disbursements | (3,406,342.53) | (3,406,342.53) |
| Fund Balances - End of Month/Period | <u>\$50,583,031.06</u> | <u>\$50,583,031.06</u> |

Portfolio Allocation:

| | |
|------------------------------------|------------------------|
| SEI Cash | 433,252.30 |
| US Govt Agencies | 33,762,002.24 |
| Local Agency Investment Fund | <u>14,142,375.83</u> |
| Subtotal - Investments | 48,337,630.37 |
| Reconciled Demand Deposit Balances | <u>2,245,400.69</u> |
| Total Treasurer's Fund | <u>\$50,583,031.06</u> |



Treasurer's Fund Balances



Town of Los Gatos
Statement of Interest Earned
July 31, 2004

| | Current <u>Month</u> | Fiscal <u>Year to Date</u> |
|---|-------------------------|-------------------------------|
| Interest received from Investments | 93,860.05 | 93,860.05 |
| Add: Interest accrued at end of period (see page 5) | 99,570.35 | 99,570.35 |
| Less: Interest accrued at beginning of period | (92,466.06) | (92,466.06) |
| Interest earned on investments | <u>\$100,964.34</u> | <u>\$100,964.34</u> |

SEI Investments Account
Market to Cost Position Report
July 31, 2004

| <u>Dep. Institution</u> | <u>Security</u> | <u>Deposit Date</u> | <u>Amortized Cost</u> | <u>Maturity Date</u> | <u>Days Elapsed</u> | <u>Days to Maturity</u> | <u>Days Invested</u> | <u>Yield to Maturity</u> | <u>Interest Earned</u> | <u>Interest Received</u> | <u>Interest Accrued</u> |
|-------------------------|-----------------|---------------------|-----------------------|----------------------|---------------------|-------------------------|----------------------|--------------------------|------------------------|--------------------------|-------------------------|
| FFCB | Coupon Note | 06/27/03 | 550,000.00 | 09/27/04 | 400 | 58 | 458 | 1.000% | 6,027.40 | 4,125.00 | 1,902.40 |
| FHLB | Coupon Note | 06/30/03 | 514,715.00 | 11/15/04 | 397 | 107 | 504 | 1.208% | 6,762.88 | 14,765.62 | (8,002.74) |
| FHLMC | Coupon Note | 06/25/03 | 556,316.41 | 01/15/05 | 402 | 168 | 570 | 1.130% | 6,923.62 | 10,885.46 | (3,961.84) |
| FHLMC | Coupon Note | 06/27/03 | 660,697.66 | 02/15/05 | 400 | 199 | 599 | 1.359% | 9,839.87 | 15,583.97 | (5,744.10) |
| FHLB | Coupon Note | 06/26/03 | 665,362.50 | 04/15/05 | 401 | 258 | 659 | 1.064% | 7,777.70 | 8,609.79 | (832.09) |
| FHLB | Coupon Note | 06/23/03 | 552,634.50 | 05/13/05 | 404 | 286 | 690 | 1.220% | 7,462.53 | 7,356.25 | 106.28 |
| FHLMC | Coupon Note | 06/30/03 | 663,493.36 | 06/15/05 | 397 | 319 | 716 | 1.482% | 10,695.04 | 25,659.37 | (14,964.33) |
| FHLB | Coupon Note | 06/24/03 | 672,743.50 | 08/15/05 | 403 | 380 | 783 | 1.335% | 9,916.15 | 12,512.50 | (2,596.35) |
| FHLB | Coupon Note | 06/24/03 | 683,345.00 | 11/15/05 | 403 | 472 | 875 | 1.432% | 10,804.26 | 21,009.90 | (10,205.64) |
| FHLMC | Coupon Note | 06/30/03 | 651,562.50 | 01/15/06 | 397 | 533 | 930 | 1.771% | 12,550.83 | 32,812.50 | (20,261.67) |
| FFCB | Coupon Note | 06/25/03 | 666,809.00 | 03/15/06 | 402 | 592 | 994 | 1.523% | 11,184.96 | 11,736.11 | (551.15) |
| FHLMC | Coupon Note | 06/25/03 | 664,117.19 | 04/15/06 | 402 | 623 | 1025 | 1.576% | 11,527.47 | 12,435.76 | (908.29) |
| FNMA | Coupon Note | 06/27/03 | 504,090.00 | 04/28/06 | 400 | 636 | 1036 | 2.315% | 12,788.69 | 10,973.96 | 1,814.73 |
| FHLB | Coupon Note | 06/24/03 | 658,677.50 | 05/15/06 | 403 | 653 | 1056 | 1.625% | 11,817.85 | 12,316.15 | (498.30) |
| FHLMC | Coupon Note | 06/27/03 | 500,930.00 | 06/02/06 | 400 | 671 | 1071 | 2.076% | 11,396.50 | 4,628.47 | 6,768.03 |
| FHLMC | Coupon Note | 06/30/03 | 387,296.88 | 07/15/06 | 397 | 714 | 1111 | 1.872% | 7,885.83 | 20,052.08 | (12,166.25) |
| FNMA | Coupon Note | 06/10/04 | 297,213.00 | 08/11/06 | 51 | 741 | 792 | 3.177% | 1,319.36 | | 1,319.36 |
| FHLB | Coupon Note | 06/30/03 | 400,000.00 | 09/29/06 | 397 | 790 | 1187 | 2.200% | 9,571.51 | 8,080.00 | 1,491.51 |
| FHLB | Coupon Note | 06/24/03 | 688,076.80 | 11/15/06 | 403 | 837 | 1240 | 1.825% | 13,864.75 | 23,540.00 | (9,675.25) |
| FFCB | Coupon Note | 06/25/03 | 660,954.00 | 12/19/06 | 402 | 871 | 1273 | 1.844% | 13,423.49 | 28,762.50 | (15,339.01) |
| FHLB | Coupon Note | 06/30/03 | 400,000.00 | 12/29/06 | 397 | 881 | 1278 | 2.225% | 9,680.27 | 8,900.00 | 780.27 |
| FHLMC | Coupon Note | 06/25/03 | 662,652.00 | 03/15/07 | 402 | 957 | 1359 | 1.946% | 14,202.39 | 21,125.00 | (6,922.61) |
| FNMA | Coupon Note | 06/30/03 | 333,597.66 | 04/15/07 | 397 | 988 | 1385 | 2.150% | 7,801.16 | 12,468.75 | (4,667.59) |
| FHLMC MTN | Coupon Note | 06/27/03 | 402,556.00 | 05/29/07 | 400 | 1032 | 1432 | 2.808% | 12,387.70 | 11,033.33 | 1,354.37 |
| FNMA | Coupon Note | 06/30/03 | 375,219.60 | 07/15/07 | 397 | 1079 | 1476 | 2.359% | 9,627.45 | 15,494.79 | (5,867.34) |
| FNMA | Coupon Note | 06/10/04 | 296,331.00 | 10/15/07 | 51 | 1171 | 1222 | 3.863% | 1,599.48 | | 1,599.48 |
| FHLB | Coupon Note | 06/24/03 | 672,825.60 | 11/15/07 | 403 | 1202 | 1605 | 2.257% | 16,766.65 | 19,973.33 | (3,206.68) |
| FNMA | Coupon Note | 06/24/03 | 299,475.00 | 12/24/07 | 403 | 1241 | 1644 | 2.528% | 8,358.91 | 7,500.00 | 858.91 |
| FNMA | Coupon Note | 06/27/03 | 649,785.94 | 01/15/08 | 400 | 1263 | 1663 | 2.492% | 17,745.39 | 21,498.50 | (3,753.11) |
| FHLMC | Coupon Note | 06/26/03 | 657,396.09 | 03/15/08 | 401 | 1323 | 1724 | 2.294% | 16,568.07 | 12,761.08 | 3,806.99 |
| FHLB | Coupon Note | 06/30/03 | 286,162.50 | 04/15/08 | 397 | 1354 | 1751 | 2.633% | 8,195.23 | 11,637.50 | (3,442.27) |
| FHLB | Coupon Note | 06/26/03 | 661,764.30 | 05/13/08 | 401 | 1382 | 1783 | 2.507% | 18,226.75 | 30,340.86 | (12,114.11) |
| FHLMC MTN | Coupon Note | 06/30/03 | 228,298.00 | 06/13/08 | 397 | 1413 | 1810 | 2.894% | 7,186.18 | 6,026.32 | 1,159.86 |
| FHLMC | Coupon Note | 06/24/03 | 500,000.00 | 06/18/08 | 403 | 1418 | 1821 | 2.750% | 15,181.51 | 13,750.00 | 1,431.51 |
| | | | 18,025,098.49 | | | | 739 | 1.907% | 357,067.83 | 478,354.85 | (121,287.02) |
| Cash | | | 433,252.30 | | | | | | 7,027.42 | 6,630.95 | 396.47 |
| Purchased Int | | | 4,331.25 | | | | | | 364,095.25 | 484,985.80 | (120,890.55) |
| | | | <u>18,462,682.04</u> | | | | | | | | |